




Time to “Switch” your Iso Phase

Still removing and reinstalling flex braids on your IPB connected equipment?
Bet that’s time consuming and expensive!

Install Crown Electric’s High Amperage Disconnect Switch



Crown Electric will Design - Furnish – Install and test the complete switching system including any enclosures and IPB connections.

High Amperage Iso Phase Disconnect Switches

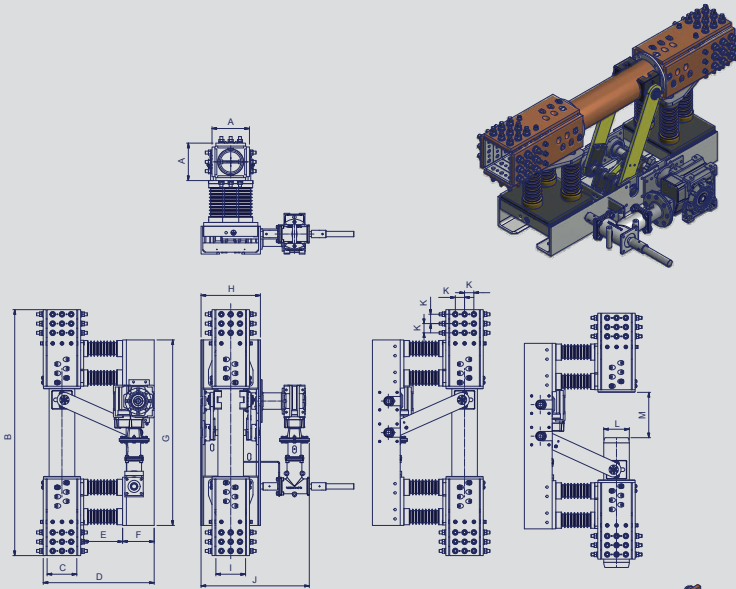
Telescoping

3,000 - 20,000 amp

15 kV - 38 kV

95 kV BIL - 170 kV BIL

200 - 625 kAp momentary

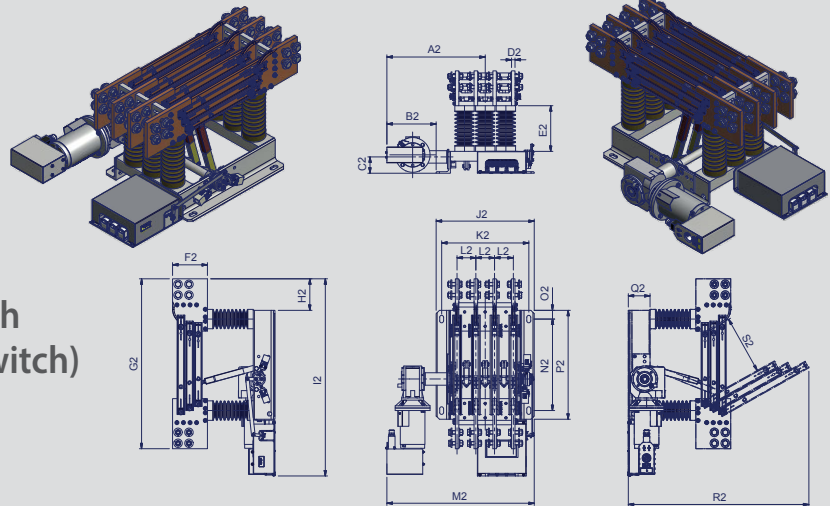


Traditional

2,000 - 8,000 amp

Optional:

- Interlocked ground switch (either or both sides of switch)
- Electric operation



CROWN ELECTRIC ENG & MFG LLC

IPB and More

- Disconnect Switches
- Generator Breakers
- Full Turn-key Installation
- On-Line Thermal Monitoring
- Engineering Upgrade Studies
- Replacement and Upgraded IPB Coolers



Fabricators to the
Utility Industry

513 539-7394

175 Edison Dr. • Middletown, OH 45044
www.crown-electric.com
sales@crown-electric.com